

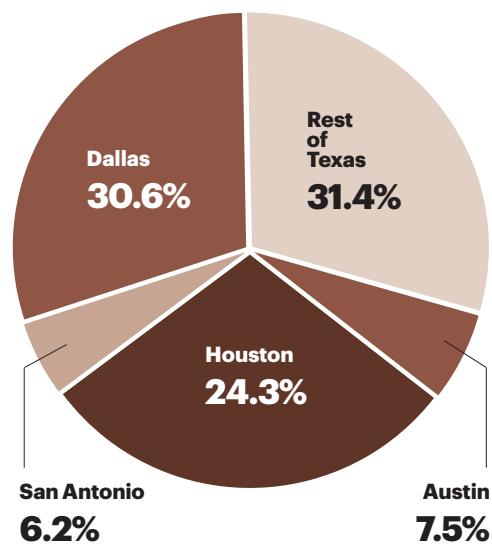
Manufacturing

The Dallas-Fort Worth region is often associated with major headquarters, logistics, distribution, and supply chain operations. But people might not realize that the manufacturing industry makes up seven percent of the regional economy by employment.

DFW has more manufacturing activity than any other metro area in Texas. The size and scope of operations create a diverse manufacturing landscape across many sectors. Goods produced in DFW range from boots and clothing to bricks, steel, plastics, SUVs, and aerospace components.

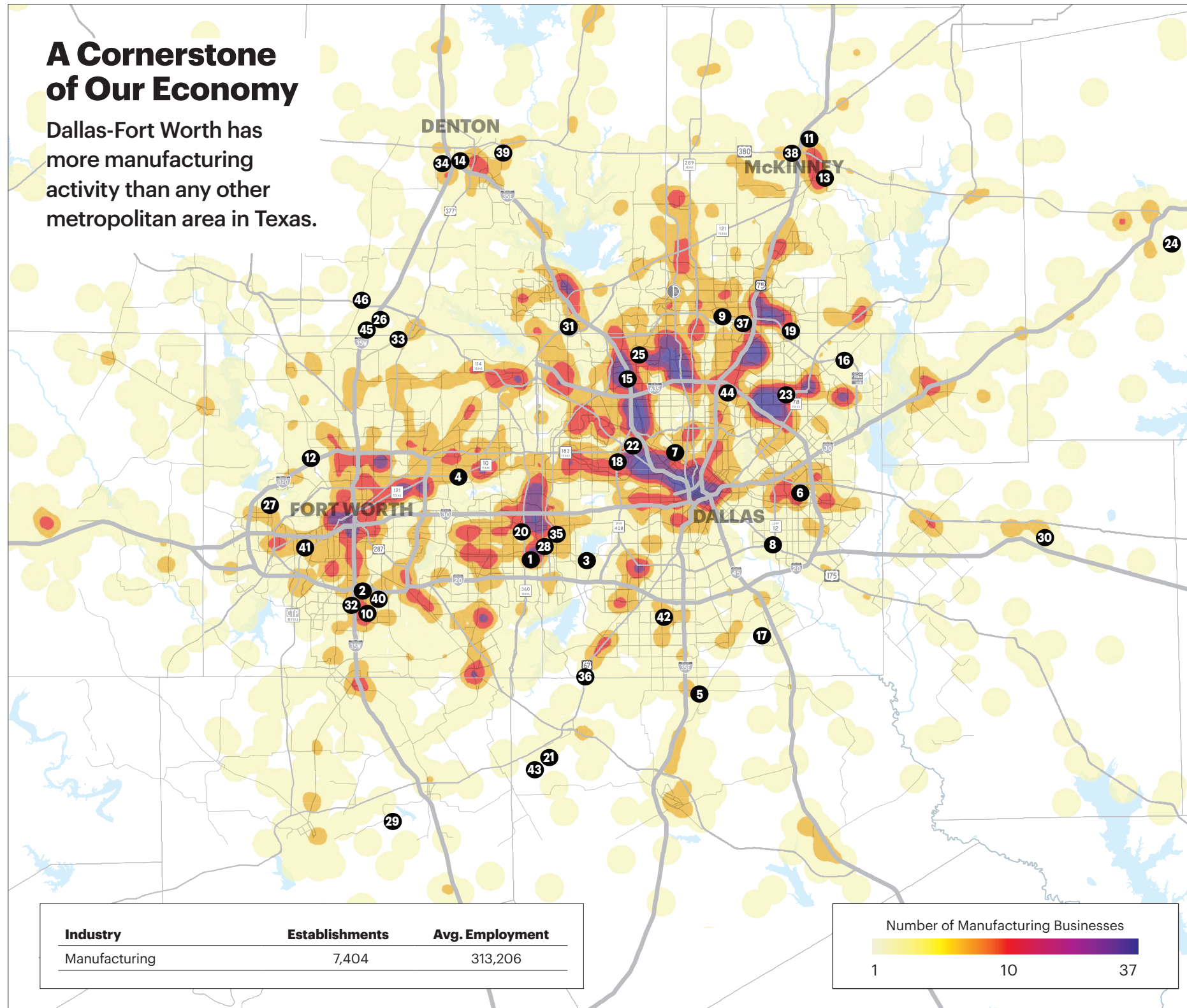
Just a few of the large manufacturing operations in DFW include the General Motors Assembly Plant in Arlington, Lockheed Martin in Fort Worth, and Texas Instruments in Dallas.

Share of Statewide Manufacturing Employment by Metro

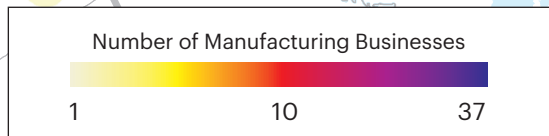


A Cornerstone of Our Economy

Dallas-Fort Worth has more manufacturing activity than any other metropolitan area in Texas.



Industry	Establishments	Avg. Employment
Manufacturing	7,404	313,206



Major Manufacturing Operations in Dallas-Fort Worth

- 1 Airbus Helicopter
- 2 Alcon Laboratories
- 3 American Leather
- 4 Bell Helicopter
- 5 Bombardier U.S. Aerostructures
- 6 Canadian Solar
- 7 Coca-Cola Southwest Beverages
- 8 Dal-Tile Corporation
- 9 Delta Electronics
- 10 DrinkPak
- 11 Dynacraft
- 12 Elbit Systems
- 13 Encore Wire
- 14 ESAB
- 15 Essilor of America
- 16 Evolve Biologics
- 17 FREYR
- 18 Frito-Lay
- 19 Fujitsu Network Communications
- 20 General Motors
- 21 Gerdau Ameristeel
- 22 Keurig Dr Pepper
- 23 KraftHeinz
- 24 L3Harris
- 25 Lennox International
- 26 LG Electronics
- 27 Lockheed Martin Aeronautics
- 28 Lockheed Martin Missiles & Fire Control
- 29 Louis Vuitton
- 30 Madix
- 31 Mary Kay
- 32 Miller Coors
- 33 MP Materials
- 34 Peterbilt Motors
- 35 Poly-America
- 36 Pratt Industries
- 37 Qorvo
- 38 Raytheon, an RTX company
- 39 Safran
- 40 Siemens
- 41 Smith & Nephew
- 42 Solar Turbines
- 43 SunOpta
- 44 Texas Instruments
- 45 TreeHouse Foods
- 46 Wabtech

Source: Lightcast, Bureau of Labor Statistics

Legend:

Occupation
Jobs | Median hourly earnings

Industrial Production Managers	Industrial Engineers	Mechanical Engineers	Industrial Machinery Mechanics	First-Line Supervisors of Production and Operating Workers	Electrical, Electronic, and Electromechanical Assemblers, Except Coil Winders, Tapers, Finishers	Miscellaneous Assemblers and Fabricators	Helpers—Production Workers	Production Workers, All Other
5,668 \$57.33	8,139 \$49.09	5,226 \$48.05	11,742 \$29.61	17,598 \$29.68	6,876 \$18.77	37,530 \$17.70	7,250 \$16.91	3,857 \$18.43