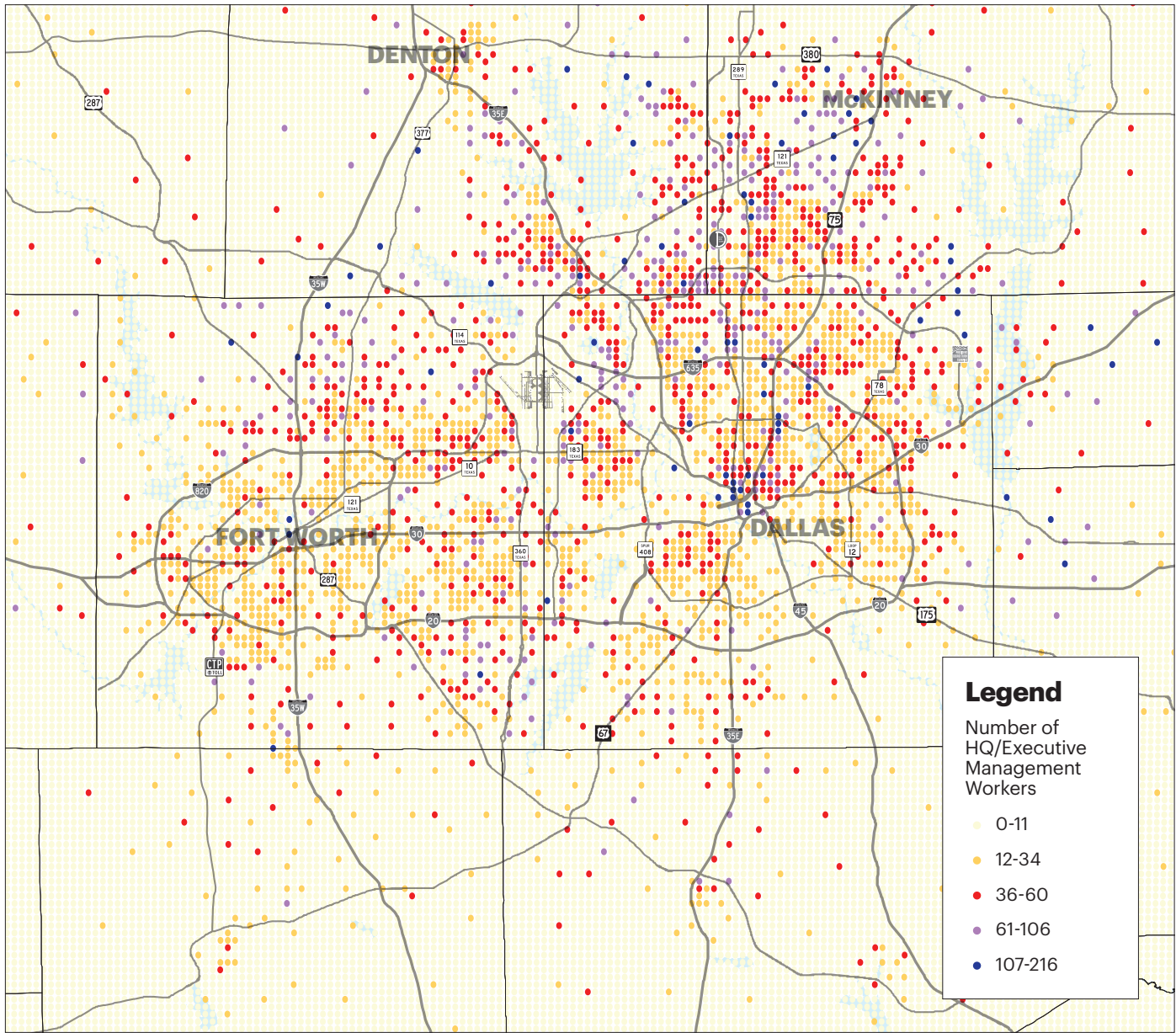


Worker Place of Residence by Occupation Group

# HQ Executives and Managers

General and operations managers comprise nearly half of all 280,000 professionals in this occupation group in Dallas-Fort Worth. Other executives include C-level occupations, sales managers, and financial managers.



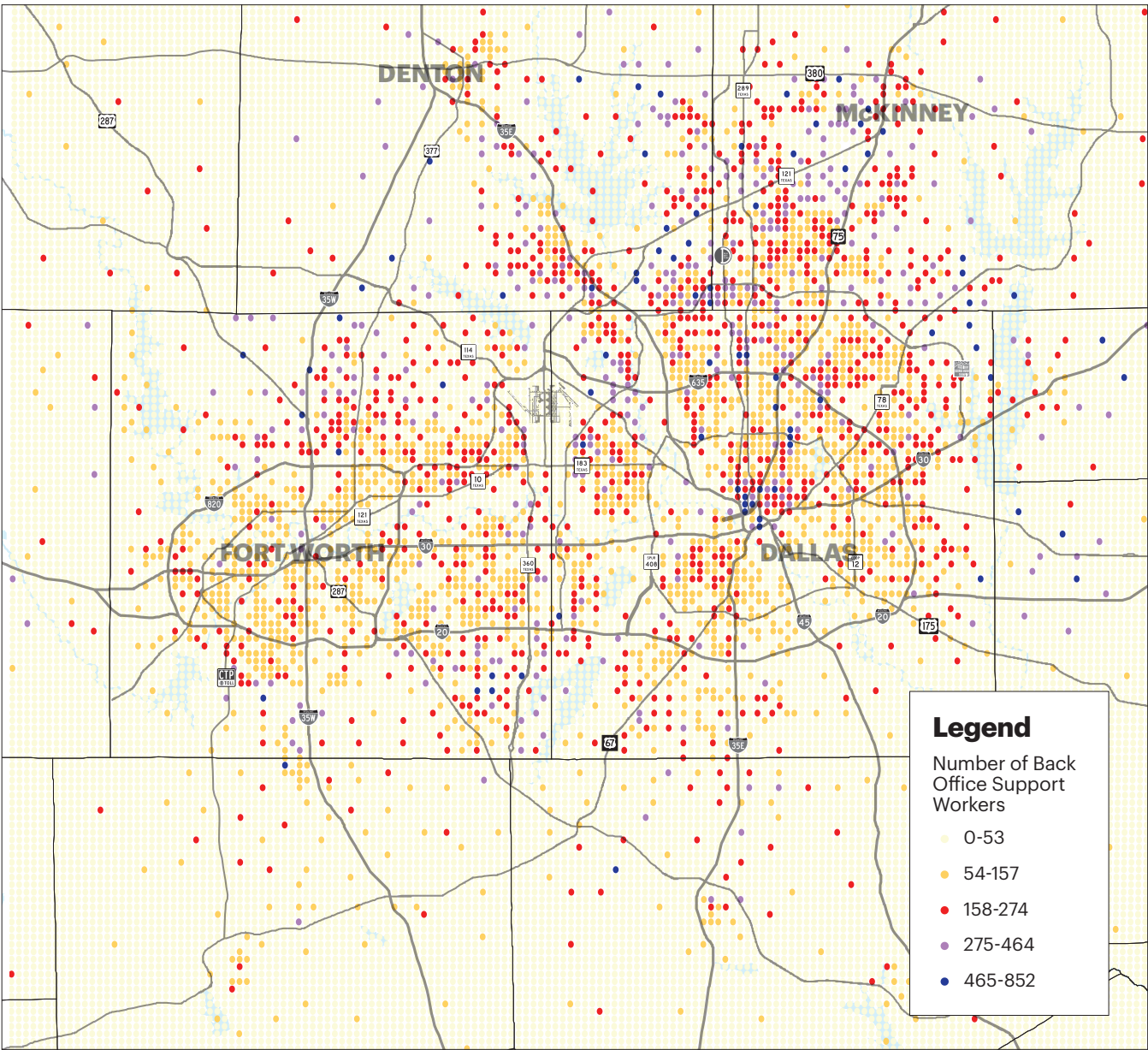
Each dot represents the number of HQ/executive management workers living within a ½ mile square area. To produce this map the Dallas Regional Chamber worked with labor analytics company Lightcast to assign their proprietary ZIP code level occupation data to a uniform 0.5 x 0.5 mile grid across Dallas-Fort Worth.

Legend:		Chief Executives	General and Operations Managers	Computer and Information Systems Managers	Financial Managers	Human Resources Managers
Occupation	Jobs   Median hourly earnings	4,183   \$84.13	131,764   \$44.74	23,013   \$77.68	23,409   \$71.71	6,531   \$60.94

Worker Place of Residence by Occupation Group

# Back Office Support

The Dallas-Fort Worth region’s back office support workers are dispersed across North Texas. Back office support, in this context, describes workers who keep the day-to-day functioning of an organization running smoothly. Occupations in this group include general managers to office clerks and HR specialists to administrative assistants. There are more than 734,000 such jobs in the region.



Each dot represents the number of back office support workers living within a ½ mile square area. To produce this map the Dallas Regional Chamber worked with labor analytics company Lightcast to assign their proprietary ZIP code level occupation data to a uniform 0.5 x 0.5 mile grid across Dallas-Fort Worth.

Source: Lightcast, QCEW Employees, Non-QCEW Employees, and Self-Employed

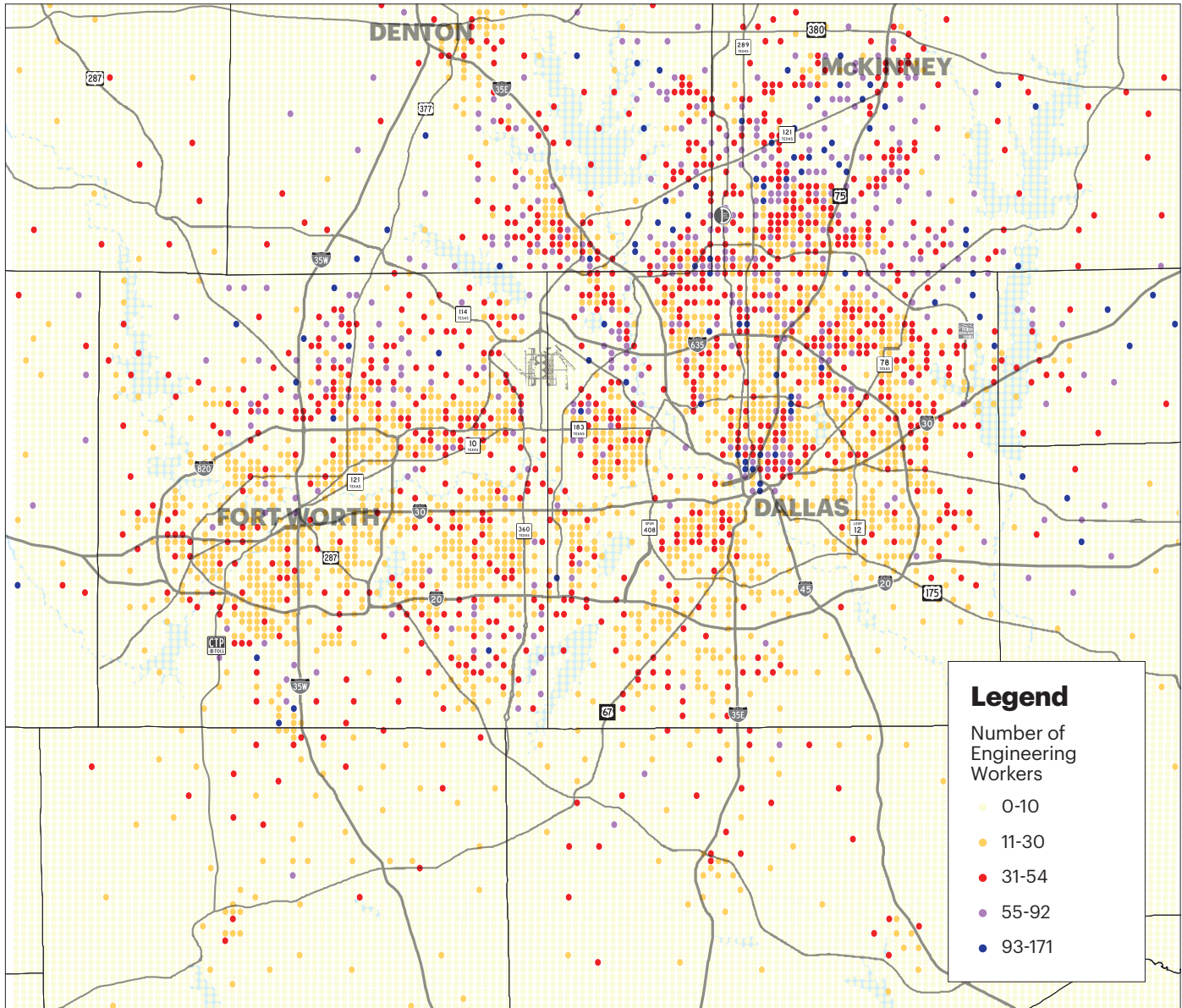
Human Resources Specialists	Computer User Support Specialists	First-Line Supervisors of Office and Admin. Support Workers	Bookkeeping, Accounting, and Auditing Clerks	Executive Secretaries and Executive Admin. Assistants
29,232   \$30.63	26,681   \$26.75	60,876   \$29.58	47,199   \$22.55	9,585   \$33.95



Worker Place of Residence by Occupation Group

Engineering

The lion’s share of individuals in the engineering occupation group are the 56,000-plus professionals who develop apps and software. Other titles (and the number of workers in their field) in this category are as follows: industrial engineers (more than 8,600); mechanical engineers (5,100); and electrical engineers (5,300). Nearly 168,000 work in this occupation group in Dallas-Fort Worth.

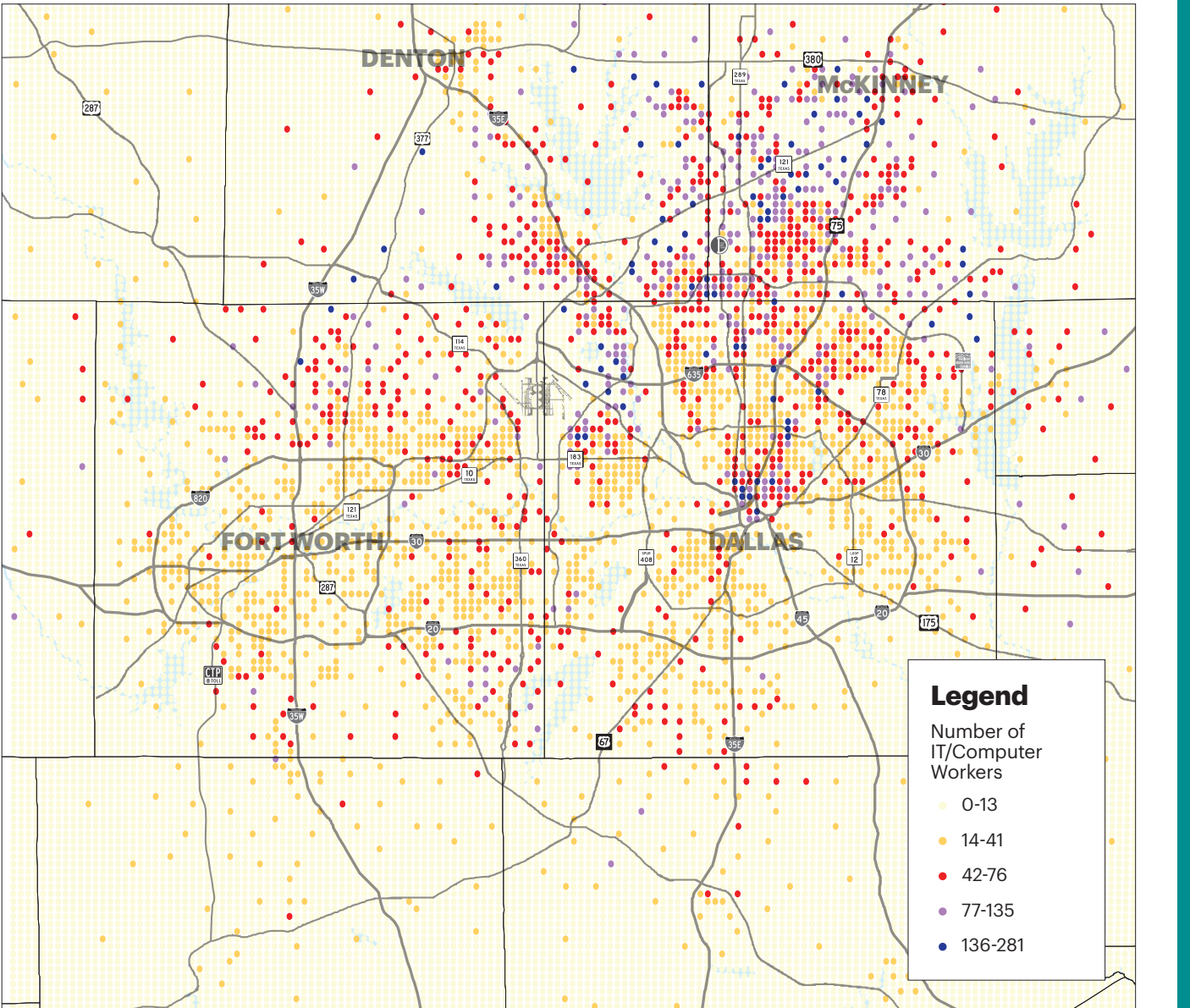


Each dot represents the number of engineering workers living within a ½ mile square area. To produce this map the Dallas Regional Chamber worked with labor analytics company Lightcast to assign their proprietary ZIP code level occupation data to a uniform 0.5 x 0.5 mile grid across Dallas-Fort Worth.

Worker Place of Residence by Occupation Group

IT/Computer

Workers who fall into the IT/Computer occupation group work in every industry in the Dallas-Fort Worth region. More than 201,000 people hold jobs related to keeping the business community’s digital infrastructure running 24/7. In addition to software developers, who comprise the majority of occupations in this group, there are increasing demands for information security analysts, computer systems analysts, and computer and information systems managers.



Each dot represents the number of IT/computer workers living within a ½ mile square area. To produce this map the Dallas Regional Chamber worked with labor analytics company Lightcast to assign their proprietary ZIP code level occupation data to a uniform 0.5 x 0.5 mile grid across Dallas-Fort Worth.

Source: Lightcast, QCEW Employees, Non-QCEW Employees, and Self-Employed

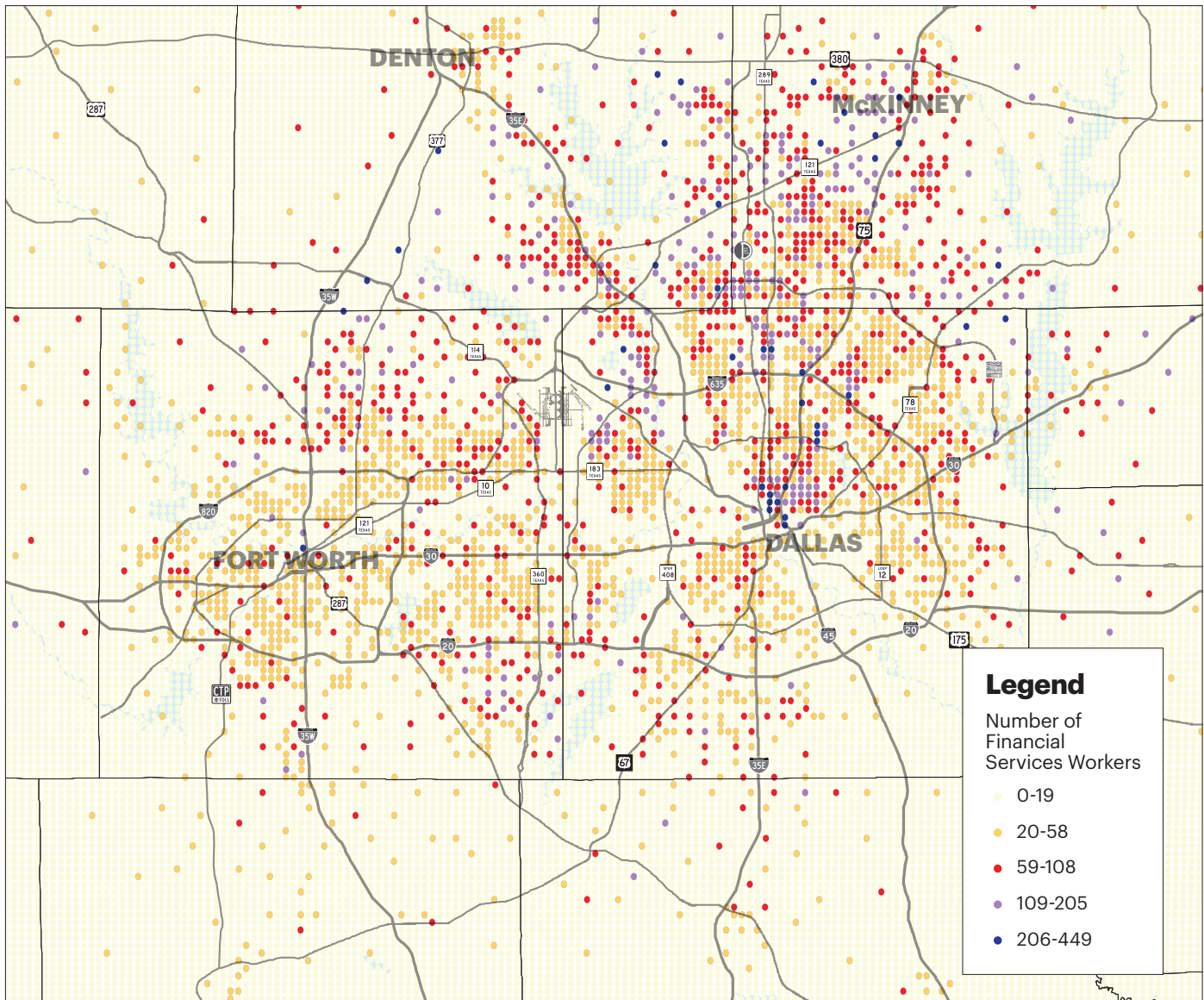
Legend:											
Occupation											
Jobs   Median hourly earnings											
		Computer Network Architects	Aerospace Engineers	Electrical Engineers	Industrial Engineers	Mechanical Engineers	Computer and Information Systems Managers	Information Security Analysts	Computer Network Support Specialists	Software Developers	Computer Occupations, All Other
		6,322   \$64.84	2,840   \$55.76	5,301   \$47.32	8,633   \$48.05	5,122   \$47.76	23,013   \$77.68	6,965   \$60.20	4,388   \$36.25	56,078   \$58.61	20,346   \$41.02



Worker Place of Residence by Occupation Group

Financial Services

It should be no surprise that accountants and auditors comprise a large number of individuals employed in the financial services workforce in Dallas-Fort Worth. More than 43,000 people with those job titles work in DFW. Another 47,000 workers are employed as bookkeeping, accounting, and auditing clerks in the region. Other occupations in this category include bill collectors, tellers, financial managers, and credit counselors. All told, this occupation group employs more than 239,000 professionals in the region.

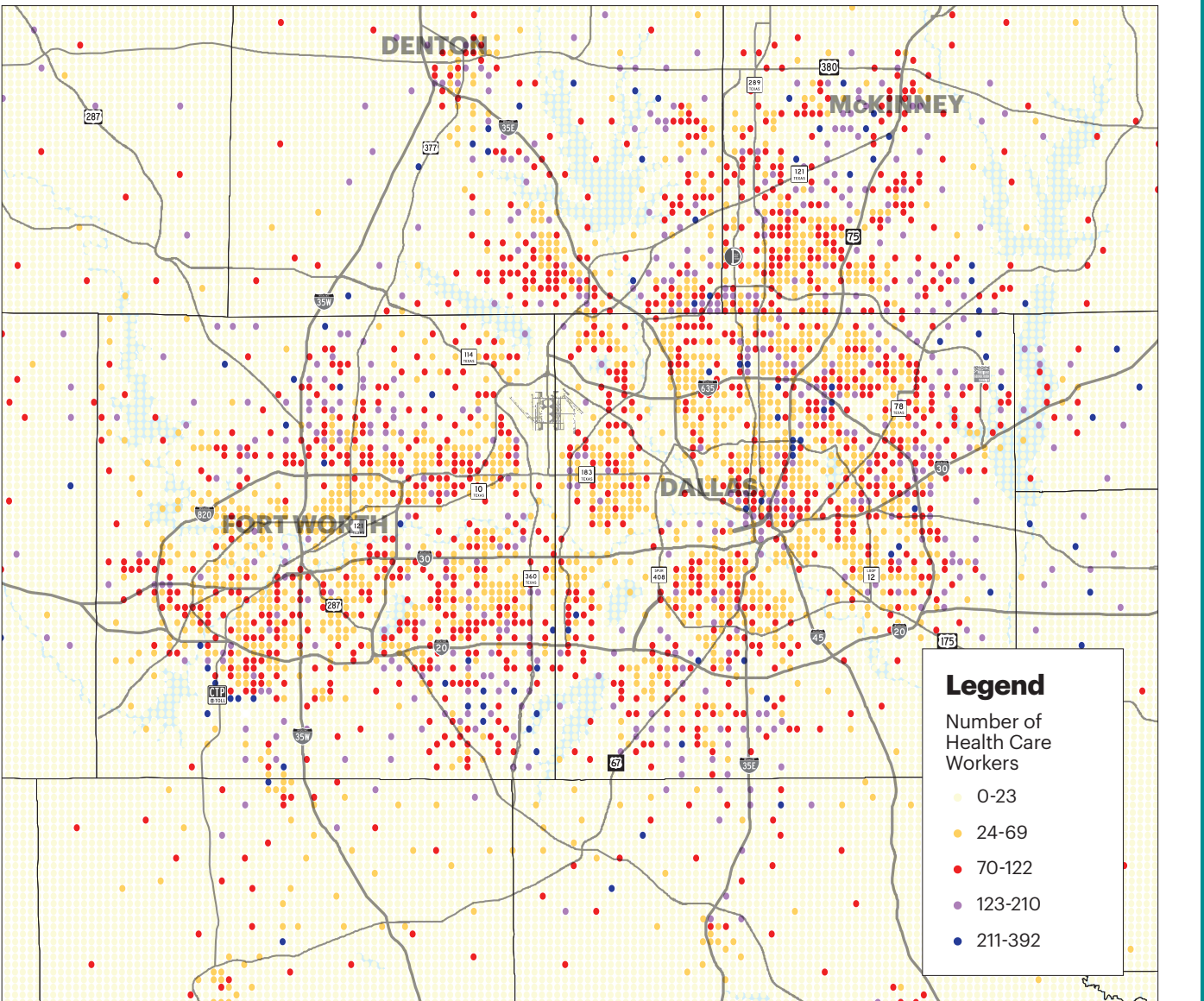


Each dot represents the number of financial services workers living within a ½ mile square area. To produce this map the Dallas Regional Chamber worked with labor analytics company Lightcast to assign their proprietary ZIP code level occupation data to a uniform 0.5 x 0.5 mile grid across Dallas-Fort Worth.

Worker Place of Residence by Occupation Group

Health Care

Registered nurses comprise the largest portion of individuals employed in this occupation group in the Dallas-Fort Worth region. More than 71,000 individuals share that occupation, accounting for roughly a fifth of the 404,000 workers in the health care occupations group. Other occupations include medical service managers, therapists, health care technicians, and health support workers.



Each dot represents the number of health care workers living within a ½ mile square area. To produce this map the Dallas Regional Chamber worked with labor analytics company Lightcast to assign their proprietary ZIP code level occupation data to a uniform 0.5 x 0.5 mile grid across Dallas-Fort Worth.

Source: Lightcast, QCEW Employees, Non-QCEW Employees, and Self-Employed

**Legend:**  
Occupation  
Jobs | Median hourly earnings

 <b>Financial Managers</b> 23,409   \$71.71	 <b>Accountants and Auditors</b> 43,397   \$38.31	 <b>Financial and Investment Analysts</b> 11,019   \$40.46	 <b>Loan Officers</b> 11,389   \$36.83	 <b>Financial Specialists, All Other</b> 5,107   \$27.08
--	--	---	---	---

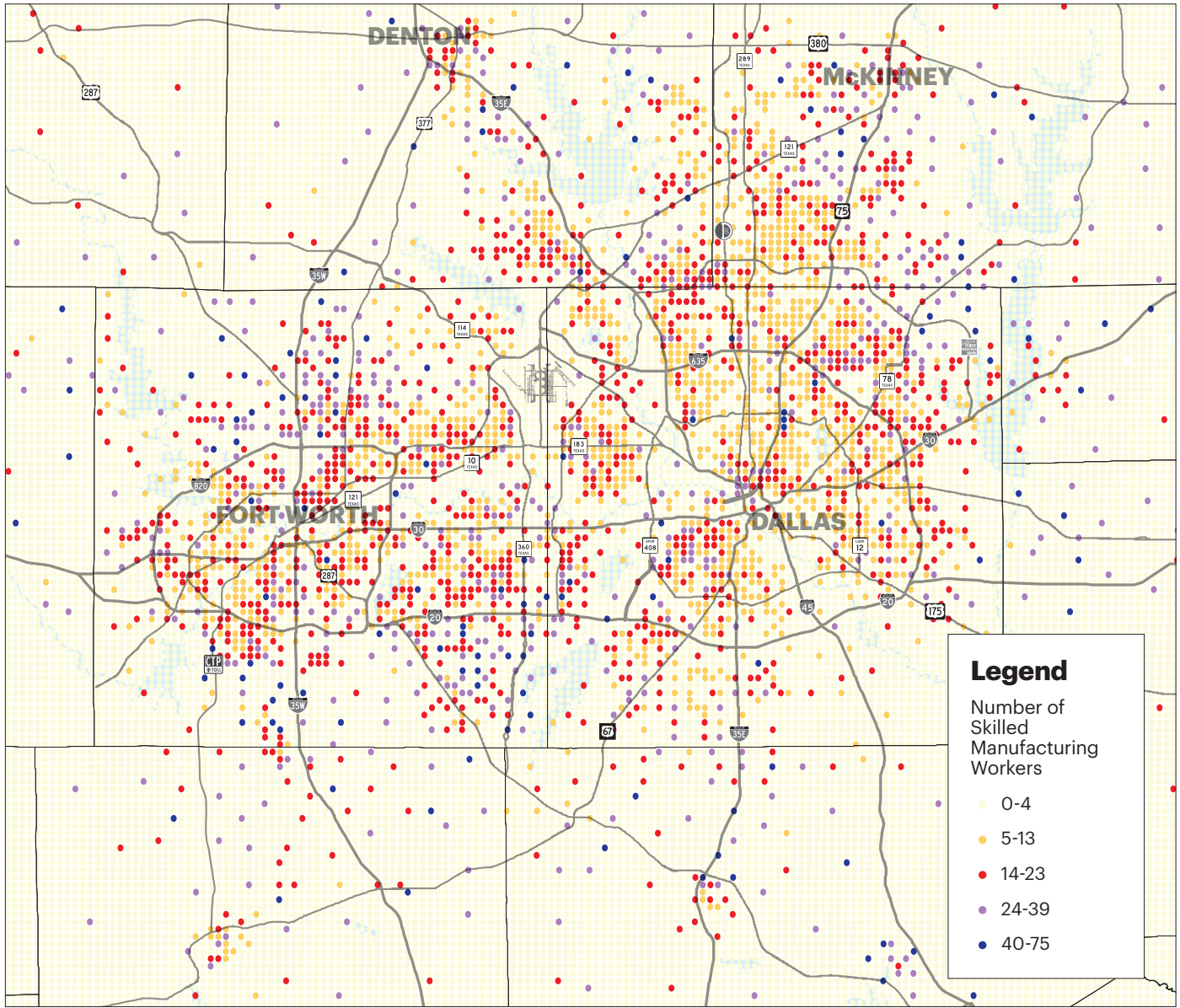
 <b>Pharmacists</b> 7,085   \$64.70	 <b>Physical Therapists</b> 4,670   \$49.04	 <b>Registered Nurses</b> 70,763   \$39.82	 <b>Physicians, All Other</b> 6,037   \$98.42	 <b>Clinical Laboratory Technologists and Technicians</b> 8,031   \$25.37
--	--	---	--	--



Worker Place of Residence by Occupation Group

Skilled Manufacturing

Dallas-Fort Worth’s skilled manufacturing workers are employed in a wide variety of industries from auto manufacturing to eyeglass assembly. Occupations in this sector include computer-controlled machine tool operators, inspectors, testers, sorters, and electrical assemblers. More than 69,000 individuals are employed in this sector in DFW.



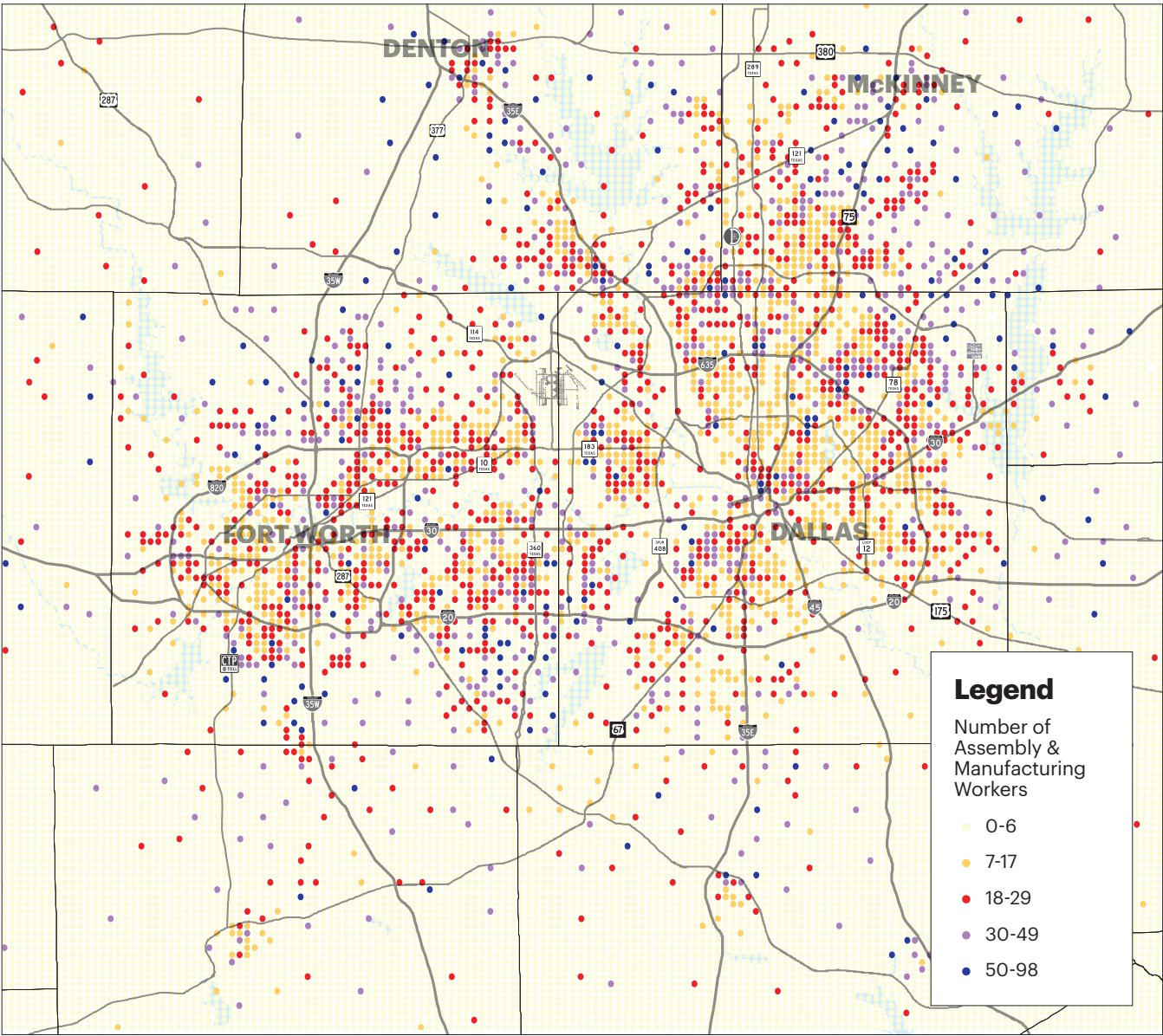
Each dot represents the number of skilled manufacturing workers living within a ½ mile square area. To produce this map the Dallas Regional Chamber worked with labor analytics company Lightcast to assign their proprietary ZIP code level occupation data to a uniform 0.5 x 0.5 mile grid across Dallas-Fort Worth.

Legend:	Occupation	Jobs	Median hourly earnings
	Electrical and Electronic Engineering Technologists	2,385	\$30.01
	Industrial Engineering Technologists and Technicians	1,235	\$28.35
	Machinists	4,847	\$24.06
	Welders, Cutters, Solderers, and Brazers	11,378	\$22.65
	Computer Numerically Controlled Tool Programmers	420	\$29.76

Worker Place of Residence by Occupation Group

Assembly & Manufacturing

More than 99,000 workers are employed in the assembly & manufacturing occupation group in Dallas-Fort Worth. Their specialties include first-line supervisors of production and operating workers (18,000 workers have this title). Assemblers, production workers, and helpers also fall under this occupation segment.



Each dot represents the number of assembly and manufacturing workers living within a ½ mile square area. To produce this map the Dallas Regional Chamber worked with labor analytics company Lightcast to assign their proprietary ZIP code level occupation data to a uniform 0.5 x 0.5 mile grid across Dallas-Fort Worth.

Source: Lightcast, QCEW Employees, Non-QCEW Employees, and Self-Employed

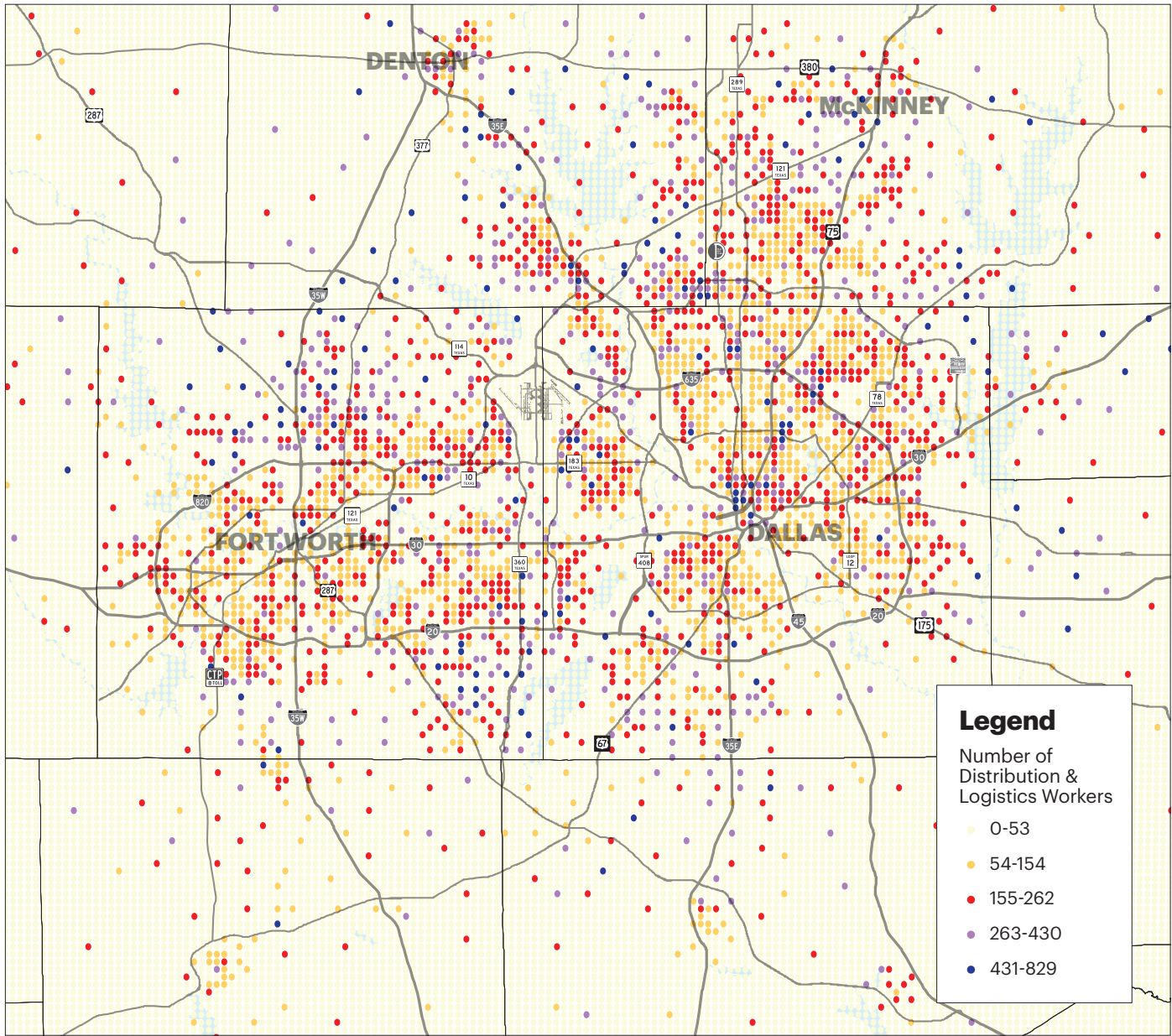
Occupation	Jobs	Median hourly earnings
First-Line Supervisors of Production and Operating Workers	18,092	\$29.87
Electrical, Electronic, Assemblers, Except Coil Winders, Tapers, and Finishers	6,578	\$17.56
Miscellaneous Assemblers and Fabricators	37,347	\$17.17
Helpers, Production Workers	6,703	\$16.26
Production Workers, All Other	3,278	\$17.14



Worker Place of Residence by Occupation Group

# Distribution & Logistics

Nearly 959,000 workers in Dallas-Fort Worth belong to this occupation group, reflecting the region’s central U.S. location and strong logistics connections via air, road, and rail. Clerks, drivers, package handlers, and customer service reps make up the majority of occupations in this group.

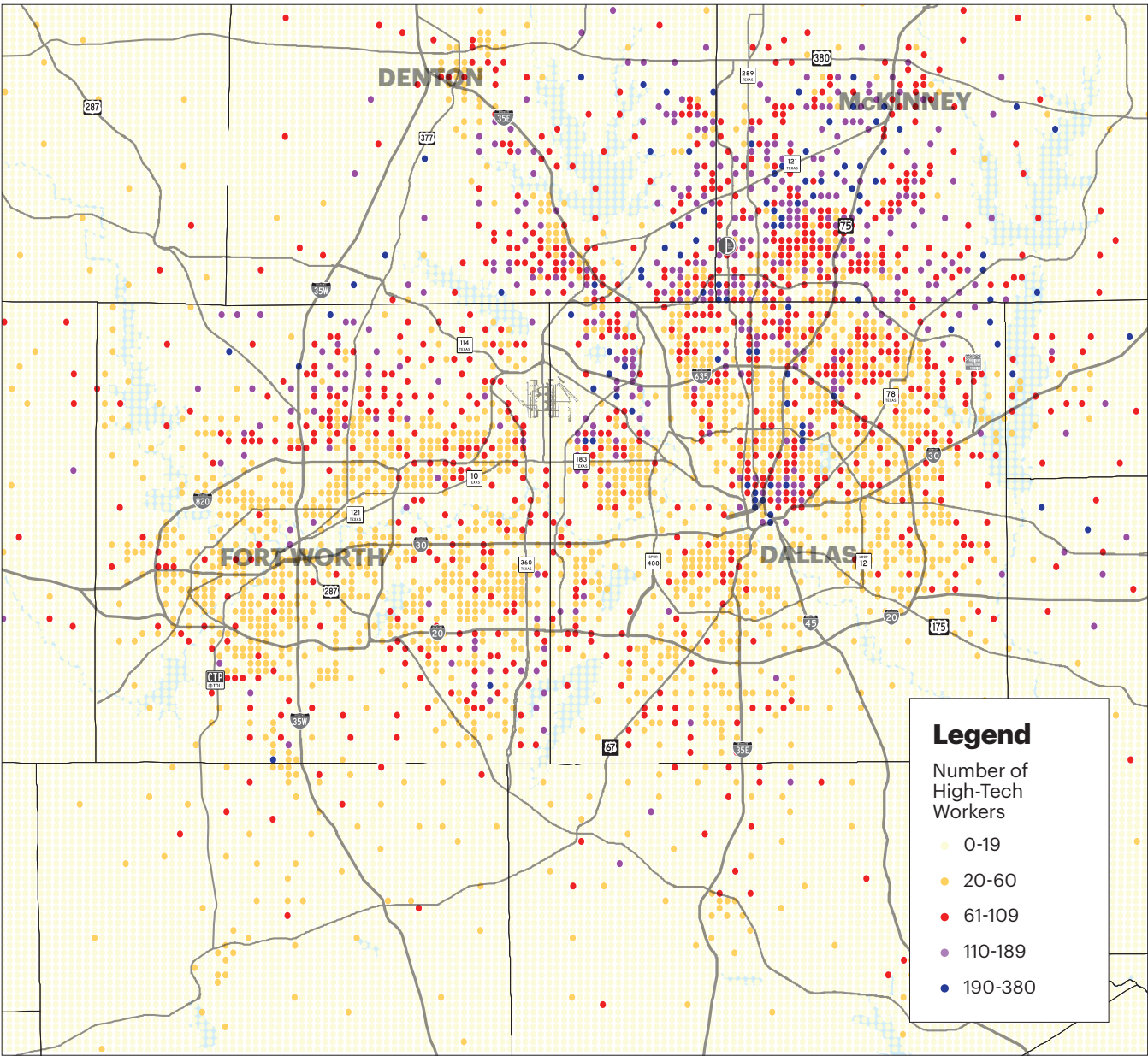


Each dot represents the number of distribution and logistics workers living within a ½ mile square area. To produce this map the Dallas Regional Chamber worked with labor analytics company Lightcast to assign their proprietary ZIP code level occupation data to a uniform 0.5 x 0.5 mile grid across Dallas-Fort Worth.

Worker Place of Residence by Occupation Group

# High-Tech

Jobs in the high-tech occupation category vary widely in function and span across all industries. Software developers comprise the largest share of jobs in this group in Dallas-Fort Worth. Other positions include engineers, scientists, technicians, and researchers of all types. More than 301,000 workers are employed in this occupation group in the region.



Each dot represents the number of high-tech workers living within a ½ mile square area. To produce this map the Dallas Regional Chamber worked with labor analytics company Lightcast to assign their proprietary ZIP code level occupation data to a uniform 0.5 x 0.5 mile grid across Dallas-Fort Worth.

Source: Lightcast, QCEW Employees, Non-QCEW Employees, and Self-Employed

Legend:						
Occupation						
Jobs   Median hourly earnings						
		<b>Transportation, Storage, and Distribution Managers</b>	<b>Logisticians</b>	<b>Inspectors, Testers, Sorters, Samplers, and Weighers</b>	<b>Heavy and Tractor-Trailer Truck Drivers</b>	<b>Packers and Packagers, Hand</b>
		7,672   \$47.96	6,824   \$36.03	16,746   \$19.14	73,977   \$23.12	20,894   \$14.42

<b>Computer Systems Analysts</b>	<b>Network and Computer Systems Administrators</b>	<b>Operations Research Analysts</b>	<b>Computer Hardware Engineers</b>	<b>Semiconductor Processing Technicians</b>
19,439   \$50.91	11,668   \$42.06	5,644   \$47.84	1,456   \$56.52	1,692   \$18.34