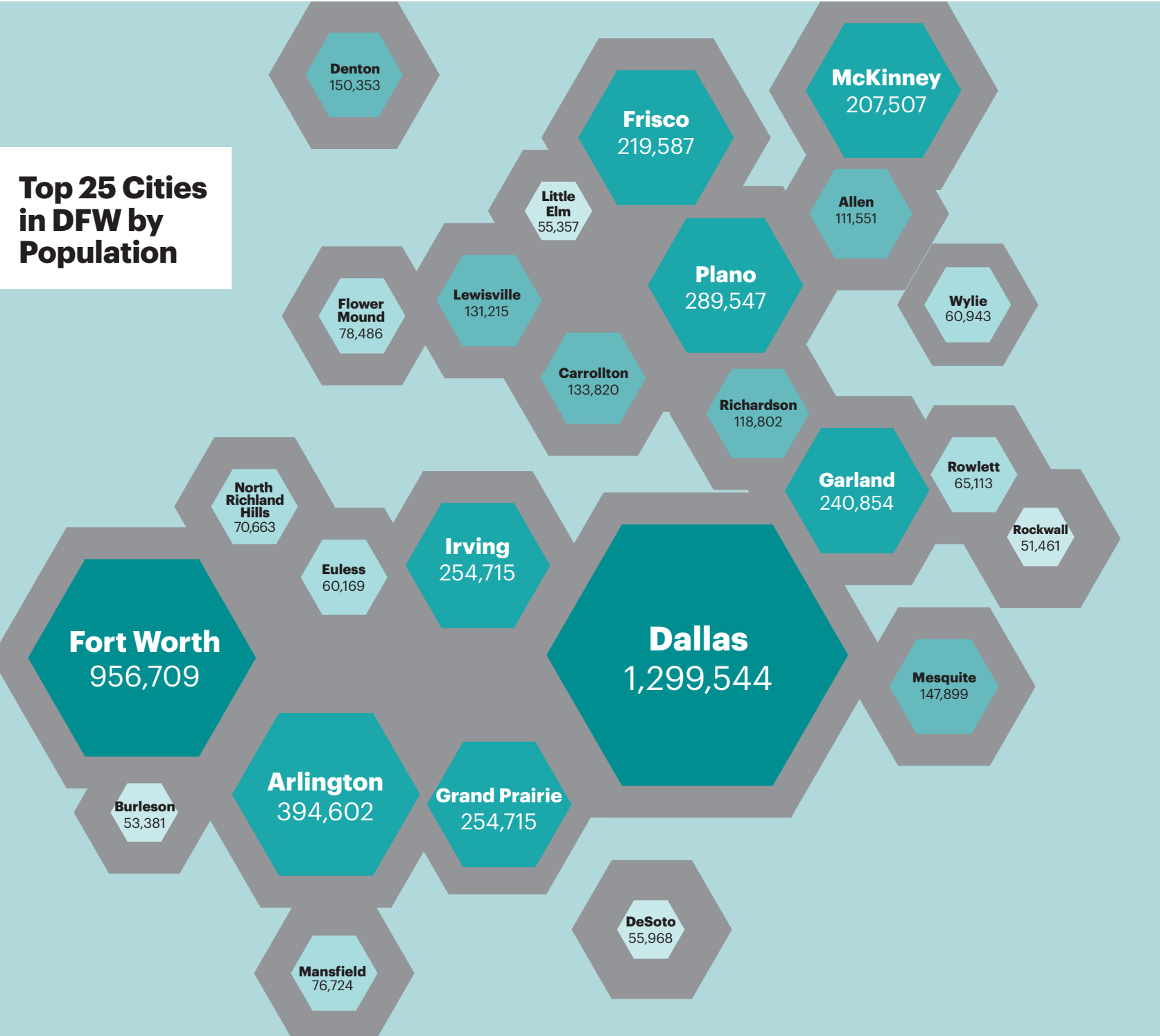


# Regional Population

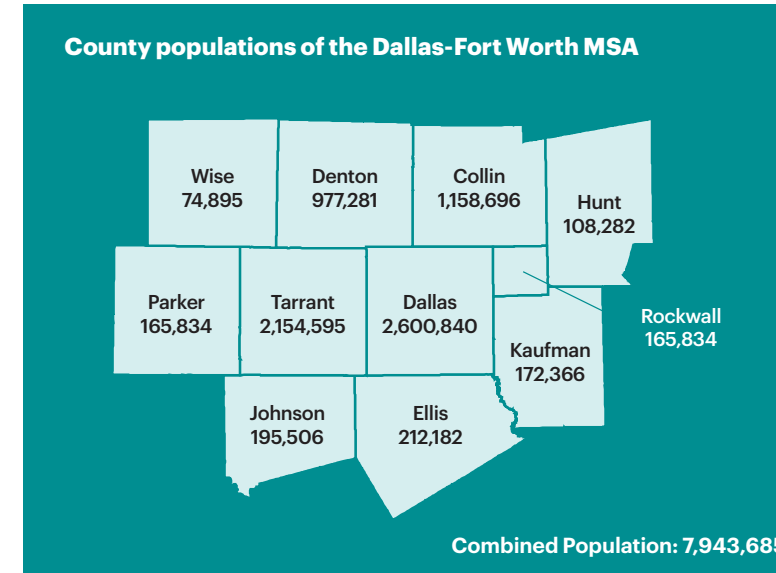
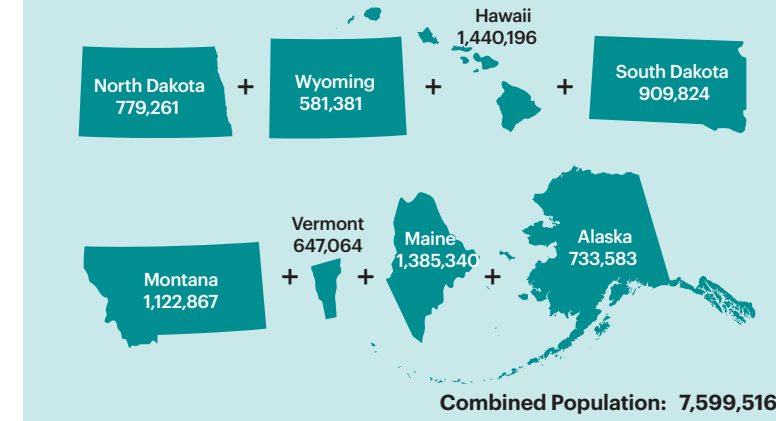
Dallas-Fort Worth consistently ranks among the nation's fastest-growing areas, and continuing job growth is a key factor. The population growth has, in turn, fueled real estate development as retailers and service providers expand to meet increasing demand.

Population and job growth have pushed Dallas and Fort Worth to redevelop and re-energize their central business districts, creating mixed-use developments with residential, office, and retail space in high-end urban environments. While Dallas and Fort Worth represent the largest population centers, seven suburbs—Arlington, Plano, Irving, Garland, Frisco, McKinney, and Grand Prairie—have populations exceeding 200,000. These municipalities offer an abundance of housing options for people to find a community that best fits their needs.



## Dallas-Fort Worth by the Numbers

The Dallas-Fort Worth population is larger than the combined populations of North Dakota, Wyoming, Hawaii, South Dakota, Montana, Vermont, Maine, and Alaska.



## Ten Largest Metros in the U.S.

Metropolitan Statistical Area	2022 population	2021-2022 percent change
New York	19,617,869	-0.8%
Los Angeles	12,872,322	-0.8%
Chicago	9,441,957	-0.8%
<b>Dallas-Fort Worth</b>	<b>7,943,685</b>	<b>2.2%</b>
Houston	7,340,118	1.7%
Washington, DC	6,373,756	0.1%
Philadelphia	6,241,164	-0.2%
Atlanta	6,222,106	1.3%
Miami	6,139,340	0.5%
Phoenix	5,015,678	1.5%

## Components of Population Change: July 1, 2021, to July 1, 2022

Metropolitan Statistical Area	Total Population Change	Population Change Percentage	Vital events			Net migration		
			Natural increase	Births	Deaths	Total	International	Domestic
Dallas-Fort Worth	170,396	2.2%	40,679	98,990	58,311	128,239	38,505	89,734
Houston	124,281	1.7%	39,837	93,975	54,138	85,683	47,476	38,207
Atlanta	78,968	1.3%	20,402	70,775	50,373	60,483	22,141	38,342
Phoenix	72,841	1.5%	7,990	55,563	47,573	63,826	16,293	47,533
Miami	29,967	0.5%	723	64,663	63,940	30,398	67,130	-36,732
Washington, D.C.	8,849	0.1%	29,884	73,060	43,176	-22,104	44,622	-66,726
Philadelphia	-12,156	-0.2%	3,085	67,562	64,477	-13,507	16,704	-30,211
Chicago	-77,581	-0.8%	12,412	96,971	84,559	-90,426	26,538	-116,964
Los Angeles	-100,525	-0.8%	25,658	129,257	103,599	-125,592	44,858	-170,450
New York	-156,517	-0.8%	58,973	220,087	161,114	-222,850	99,647	-322,497

Source: US Census Bureau