

Global Trade

According to the International Trade Administration, the Dallas metropolitan area was the 6th largest export market in the U.S. in 2021 with merchandise shipments totalling \$43.2 billion. This accounts for 9.5 percent of Texas goods exports.

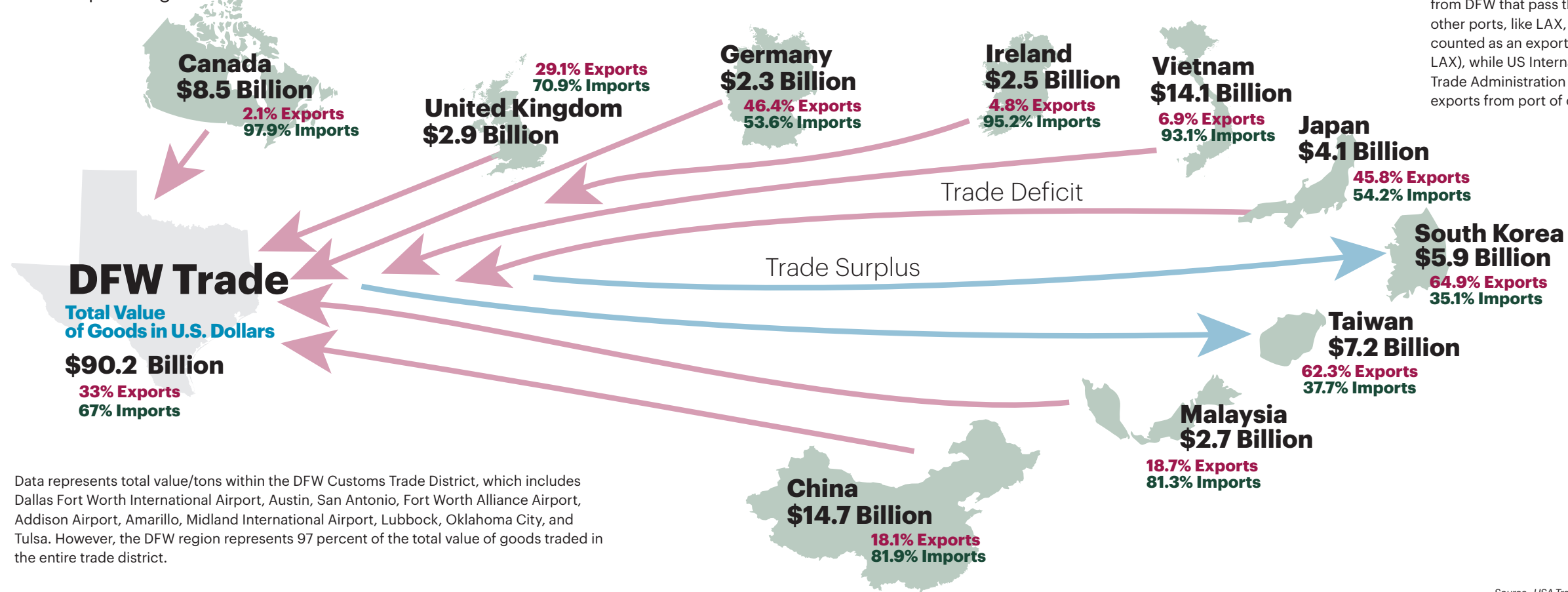
The latest data available indicates that 8,641 companies exported goods from the Dallas metropolitan area. Of these, 87 percent were small- or medium-sized exporters (SMEs) with fewer than 500 employees. Top export market regions include those covered by the Asia Pacific Economic Co-operation (APEC) and the Organisation for Economic Co-operation and Development (OECD).

The top Dallas-Fort Worth area export market countries included USMCA partners Mexico and Canada, as well as Taiwan, South Korea, China, Japan, Singapore, the Netherlands, Germany, Vietnam, and India.

Expansion of the DFW global trade footprint is a primary reason why the region's Gross Metropolitan Product is the fastest growing among major metropolitan areas over the last decade. The DFW economy punches above its weight: While the region accounts for 26 percent of the population in Texas, the DFW share of the Texas economy is 28 percent.

DFW Trade Around the World

2022 Top Trading Partners—DFW Trade District

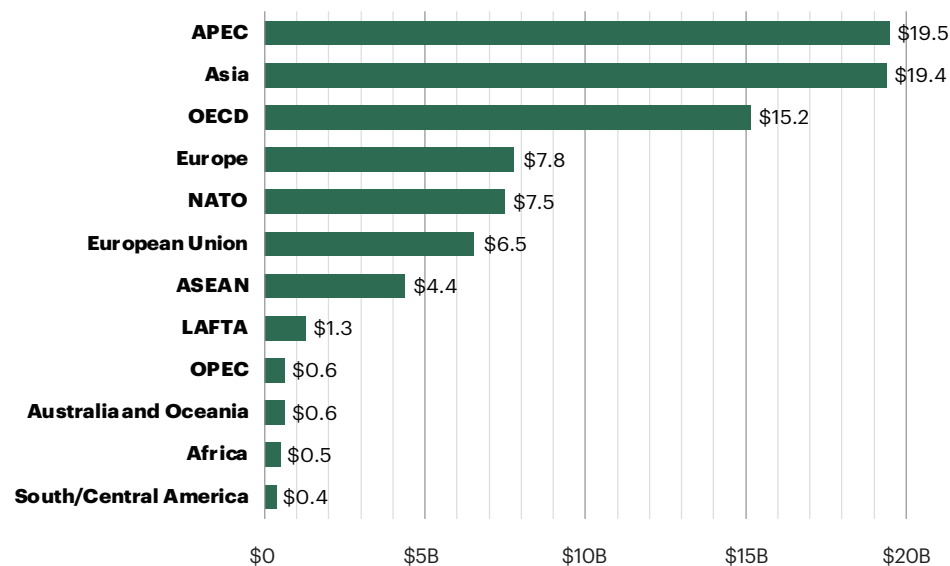


Data represents total value/tons within the DFW Customs Trade District, which includes Dallas Fort Worth International Airport, Austin, San Antonio, Fort Worth Alliance Airport, Addison Airport, Amarillo, Midland International Airport, Lubbock, Oklahoma City, and Tulsa. However, the DFW region represents 97 percent of the total value of goods traded in the entire trade district.

Note on differing export measurements: USA Trade Online reports exports from final port of exit (e.g. goods bound for export from DFW that pass through other ports, like LAX, will be counted as an export from LAX), while US International Trade Administration reports exports from port of origin.

Source: USA Trade Online

Exports from DFW to Select Economic Regions (2022)



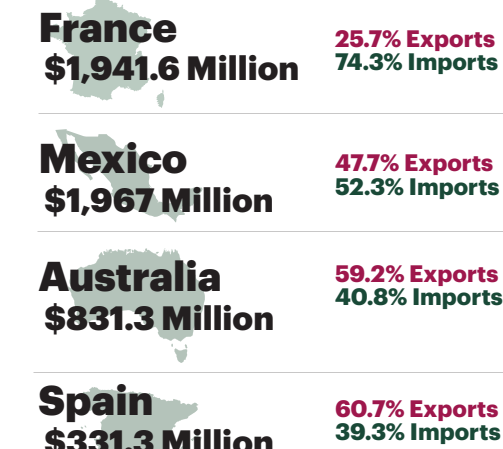
Source: USA Trade Online

Top DFW Export Sectors

Sector	Trade Value (In Billions)	% of DFW Exports
Aerospace Product and Parts Manufacturing	\$5.8	13.4%
Communications Equipment Manufacturing	\$4.4	10.2%
Semiconductor and Other Electronic Component Manufacturing	\$4.1	9.5%
Motor Vehicle Manufacturing	\$3.7	8.6%
Motor Vehicle Parts Manufacturing	\$2.2	5.1%

Source: International Trade Administration

DFW Trade with Target Markets*



*Factors used to determine target market status include direct flights, foreign direct investment, trade volume, business environment compatibility and population-related statistics. Six additional target markets are also top trading partners: Canada, China, Germany, Japan, South Korea, and the United Kingdom.

Source: USA Trade Online