



DRC

DALLAS REGIONAL CHAMBER

DALLAS-FORT WORTH REGIONAL ECONOMIC DEVELOPMENT

GROWTH, JOBS, CORPORATE LOCATIONS, AND OUTLOOK

September 2021



Population of Largest U.S. Metropolitan Regions 2020

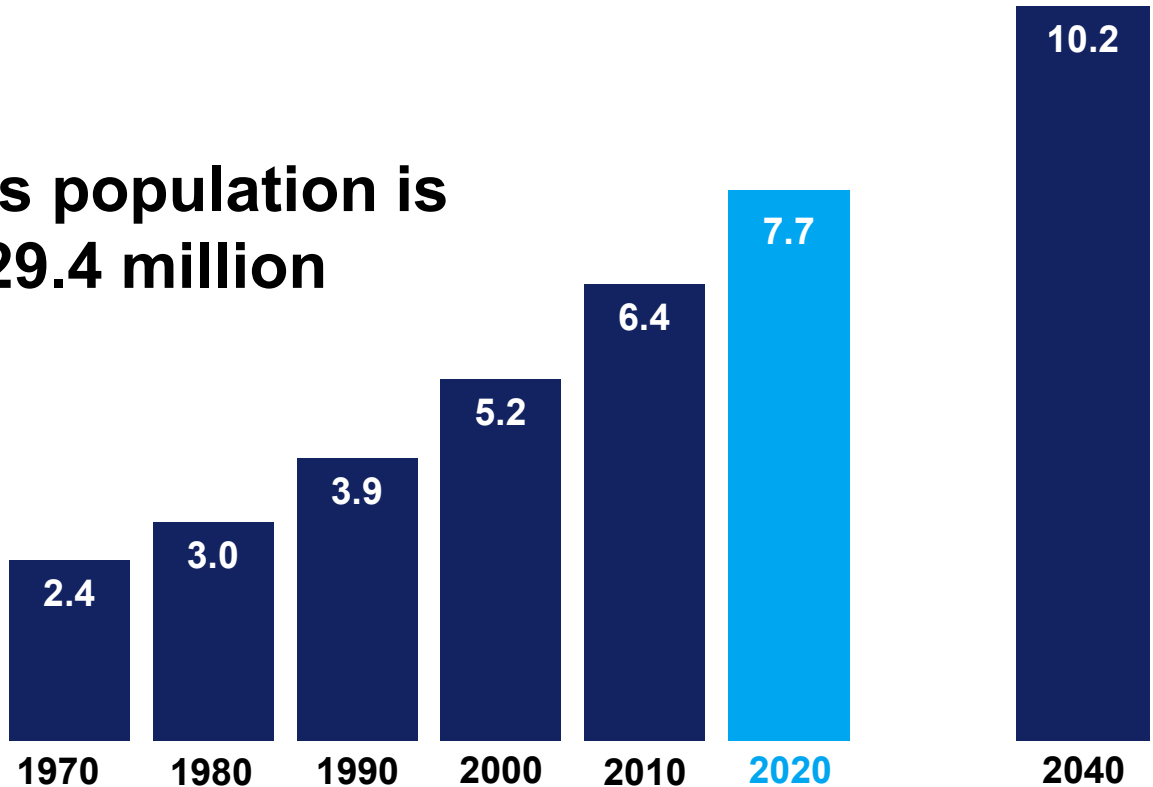
**DFW is the 4th
largest metro
in the U.S.**

1. New York	19,124,000
2. Los Angeles	13,110,000
3. Chicago	9,407,000
4. Dallas-Fort Worth	7,694,000
5. Houston	7,154,000
6. Washington D.C.	6,325,000
7. Miami	6,173,000
8. Philadelphia	6,108,000
9. Atlanta	6,088,000
10. Phoenix	5,060,000



DFW Population Growth in Millions

Texas population is
29.4 million



By 2040, DFW
will be larger
than Chicago.

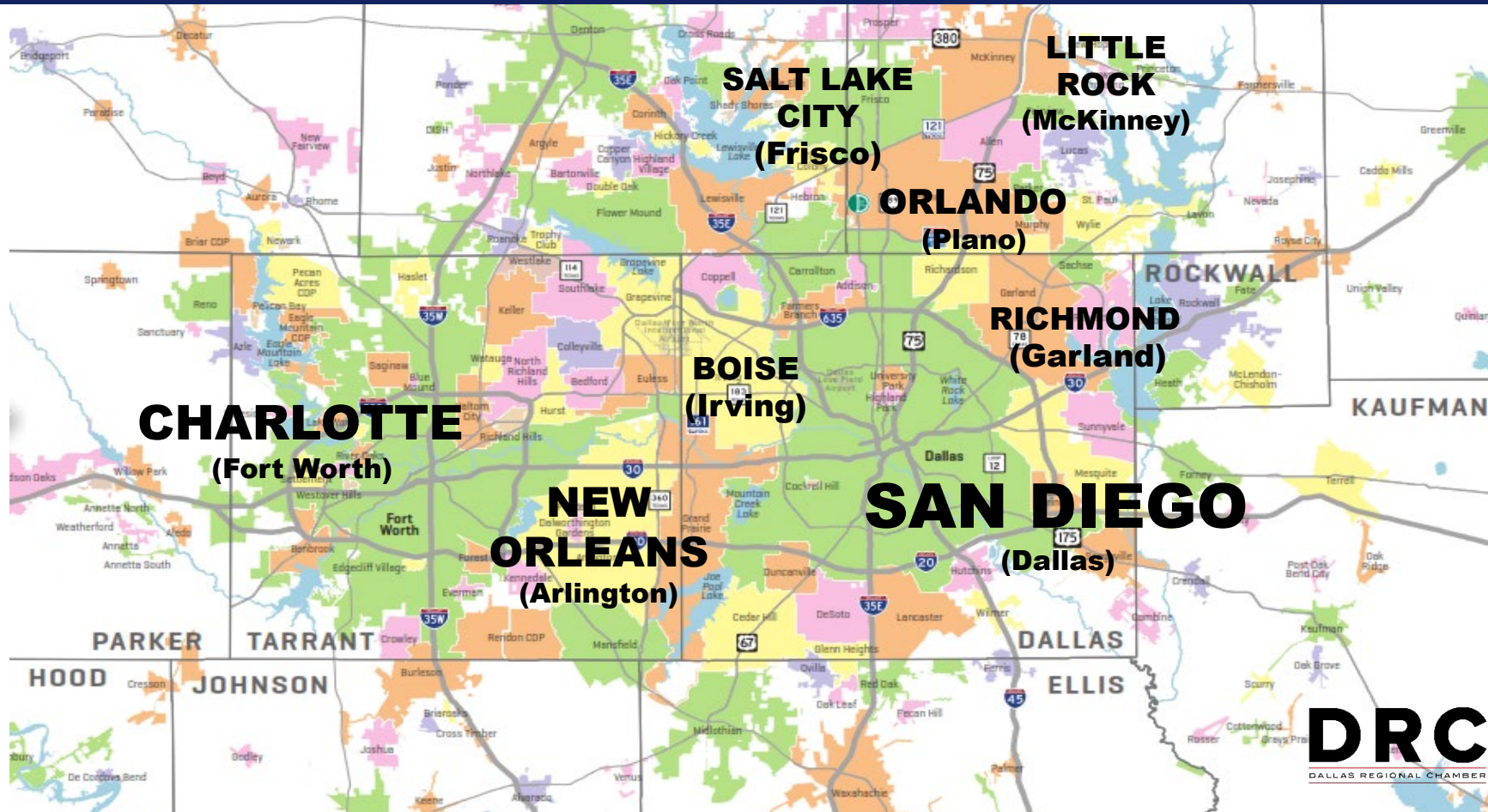


DFW Ranked 1st for Metro Population Growth 2010 - 2019

1. DFW	1,207,000
2. Houston	1,146,000
3. Phoenix	755,000
4. Atlanta	734,000
5. Washington D.C.	631,000
6. Miami	600,000
7. Seattle	540,000
8. Austin	511,000
9. Orlando	474,000
10. Riverside	426,000

DFW was also
#1 with 120,000
population
growth in 2020.

U.S. Cities with Populations Similar to DFW Cities





Bridging the Pandemic: 3-Year Job Change in 12 Largest U.S. Metros

1. DFW	116,600
2. Phoenix	115,000
3. Atlanta	-11,000
4. Houston	-37,500
5. Miami	-68,000
6. Philadelphia	-89,400
7. Boston	-92,900
8. Washington D.C.	-105,400
9. San Francisco	-132,500
10. Chicago	-274,200
11. Los Angeles	-297,000
12. New York	-635,100

**DFW and
Phoenix are
the major U.S.
regions to add
net jobs from
August 2018
through
August 2021.**



Bridging the Pandemic: 3-Year Job Change in DFW Economic Sectors

1. Professional and Business Services	57,100
2. Trade, Transportation, Utilities	46,600
3. Financial Activities	25,300
4. Government	16,800
5. Manufacturing	4,700
6. Education and Health Care	-1,600
7. Information	- 3,700
8. Mining and Construction	- 3,800
9. Other Services	- 4,100
10. Leisure and Hospitality	<u>- 20,700</u>
	116,600

**Three of
DFW's
employment
sectors added
over 25,000
jobs from
August 2018
through
August 2021.**



Percentage Return to Pre-Pandemic Jobs in 12 Largest U.S. Metros

1. DFW	99.4
2. Phoenix	99.3
3. Atlanta	97.4
4. Chicago	95.6
4. Houston	95.6
4. Washington D.C.	95.6
7. Boston	95.4
8. Philadelphia	95.0
9. Miami	94.2
10. Los Angeles	92.6
11. San Francisco	92.3
12. New York	92.2

**Through
August 2021
DFW is 99.4%
returned to
pre-pandemic
employment;
best among
major metros.**



DFW Metro Job Growth 2010 - 2019

DFW led all
metros for job
growth in
the decade.

In the previous
decade, DFW
added more jobs
than the total number
of jobs today in
New Orleans,
Jacksonville, Raleigh
or Oklahoma City.



176 Headquarters Located in DFW Since 2010 Including 6 Fortune 251 Companies (Blue)

**DFW is a
headquarters
magnet.**

FROM CALIFORNIA

AECOM (2021)
CBRE (2020)
Charles Schwab (2021)
Core-Mark (2019)
Jacobs (2016)
McKesson (2019)
Active Network
Copart
Farmer Brothers Coffee
JetSuite
Kubota Tractor
Omnitracs
Toyota Motor North America
...many others

SELECT OTHERS

Boeing Global Services
Bombardier Recreational Products
Caterpillar Electric Power
Hilti North America
McLaren North America
PGA of America
Smoothie King
Sunoco
Top Golf

BASED HERE BEFORE 2010

American Airlines
AT&T
BNSF Railroad
Comerica Bank
ExxonMobil
Fluor
Fossil
Frito-Lay
Kimberly-Clark
NEC Corp. of America
Southwest Airlines
Tenet Healthcare
Texas Instruments
...many others

The diversity of
companies with
headquarters in DFW is
a testament to the
attractiveness
here for all kinds
of companies.

The last 10 Fortune 500
headquarters to move
here represented 8
business sectors.



DFW is Home to 23 Fortune 500 and 46 Fortune 1000 Headquarters

Six Fortune 251 corporate headquarters
have moved to our region since 2016.

**DFW is home
to major U.S.
companies.**

Jacobs

McKESSON

CBRE

AECOM



The 7th, 10th and 11th Largest U.S. Companies are Based in DFW

MCKESSON

ExxonMobil



DFW is home to major U.S. companies.

The accumulated revenue of DFW Fortune 500 companies is \$857 billion, ranking DFW 2nd in the U.S., behind only New York.



DRC Notes on Corporate Recruitment

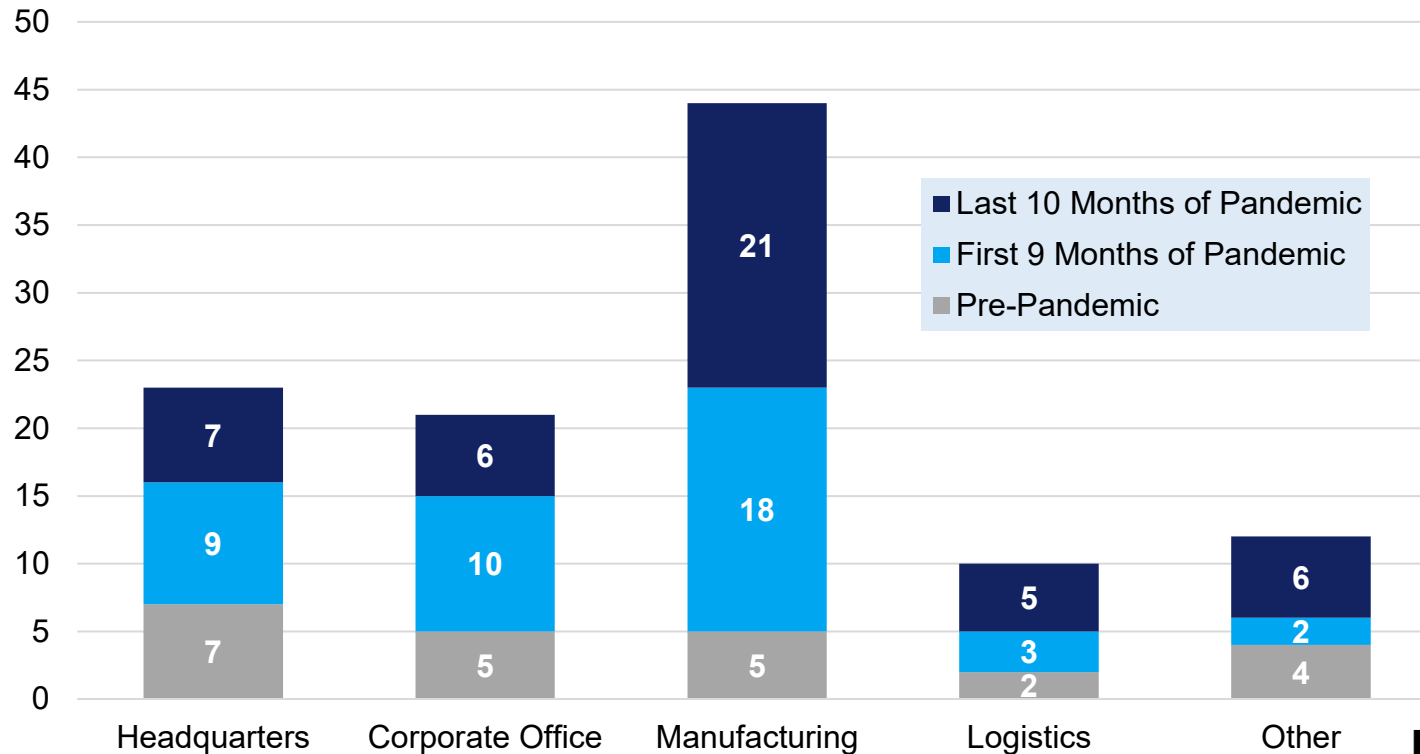
Current Activity

- **Companies recently announcing DFW locations:**
 - Waymo, AECOM, Caterpillar Electric Power, Vanguard, Fortress, Canyon Partners, WileyX.
- **The DRC is tracking 110 total projects:**
 - 23 projects launched pre-pandemic.
 - 87 projects have generated during the pandemic.
- **New and active projects include:**
 - Multiple corporate or regional headquarters
 - Finance and insurance company corporate office locations.
 - Food and beverage company manufacturing and logistics expansions.
 - A large life sciences manufacturing plant.
 - R&D and software offices for tech companies.
 - Multiple large electric vehicle and related equipment manufacturing plants.



110 Projects Considering a Move or Expansion to DFW by Project Type and DRC Engagement Date

As of October 14, 2021





Outlook for Company Locations and Expansions

- We're still Dallas, DFW and Texas, the **comparative advantages remain** and are likely enhanced.
- Dallas' tech brand has elevated recently and **more technology companies** will be drawn here, complementing our headquarters and financial service brands.
- More financial services company headquarters will favor DFW over **taxing conditions elsewhere**.
- Companies concerned about density issues and deteriorating fiscal conditions in high cost, crowded locations will view DFW favorably and **a better place to be**.
- As companies reimagine their office environments and needs, DFW's **real estate market** can respond and evolve to desired solutions. We have multiple and varied urban and suburban office markets to meet a company's needs near and longer term.
- Besides headquarters, financial and tech companies, DFW will appeal to manufacturers and distributors seeking to reposition **production and supply chains** closer to top markets.



Outlook for Company Locations and Expansions

- We already feature companies and clusters in biotech, augmented reality, autonomous vehicles, fintech, cybersecurity, gaming, artificial intelligence, big data, blockchain....DFW is a capable and convergent location for **new sectors to locate and expand**; especially considering the scale of our existing tech ecosystem.
- DFW is well positioned, and seeing project activity, as a location for **electric vehicle and related companies**, considering the strong auto and aircraft sector here and in Texas, and our base of other tech clusters.
- The **Texas two-steps**. Expect companies with a strong corporate presence in DFW and Texas to consider a shift of headquarters here if currently located in difficult business climates. Also, headquarters moves to DFW might start with smaller footprints and headcount given the current work from home environment; then grow on both fronts over time.
- **Company visits** to DFW, in-person **marketing events**, corporate recruitment marketing **trips**, and **international** activities are returning.



Our Region's Playbook for Attracting Companies

**U.S. CEOs
rank Texas #1
for 17 years.**

- ✓ Largest overall and **tech-based labor market** in Texas
- ✓ **Business friendly** taxes and regulations
- ✓ **Welcoming place** for new companies, employees and families
- ✓ We plan and **invest in the future** to ensure companies and people can thrive
- ✓ **Affordability** – both for companies and people
- ✓ Desirable place to live and work – **amenities and quality of life options**
- ✓ **Strong K-12 education** with major colleges and universities
- ✓ Depth and **quality of critical services**: broadband, health care, engineering
- ✓ Perception and **proven track record as corporate location**
- ✓ **Central location** with premier air, highway and rail accessibility



Already with a great brand as a headquarters, financial services and transportation location; DFW's innovation and technology status is rising to complement those.



DFW “Punches Above its Weight”: Population vs Regional Output

**DFW is a
productive
region.**

**DFW Share of
Texas Population**

26.2%

**DFW 7.694 million
Texas 29.4 million**

**DFW Share of
Texas Economy**

28.4%

**DFW \$524 billion
Texas \$1.844 trillion**

DFW's economy is
boosted by more
than \$43 billion
because of above
average productivity.



DFW “Punches Above its Weight” Beyond Just Headquarters

**DFW is strong in
tech and
manufacturing.**

DFW Share of Texas Tech Jobs



31%

DFW Share of Texas Manufacturing Jobs

32%



You “Are Who You Are”: Job Concentrations by Sector



Computer Equipment Manufacturing	2.2
Information Technology and Telecom	1.7
Business and Financial Services	1.6
Defense and Security	1.4
Transportation and Logistics	1.3
Construction	1.1

Energy	1.0
Education	0.9
Retail	0.9
Biomedical	0.6

Dallas' Job Location Quotients

A location quotient (LQ) is a measure of how more or less concentrated a sector is in a region compared to the national average (1.0).

LQs can be predictive of the types of companies likely to strongly consider a region for location or expansion, based on available talent.



You “Are Who You Are”: Job Concentrations by Sector



Transportation Equipment Manufacturing	2.7
Transportation and Logistics	1.5
Construction	1.2
Energy	1.2
Fabricated Metals Manufacturing	1.2
Machinery Manufacturing	1.2

Education	1.0
Business and Financial Services	0.8
Information Technology and Telecom	0.7
Biomedical	0.6

Fort Worth's Location Quotients

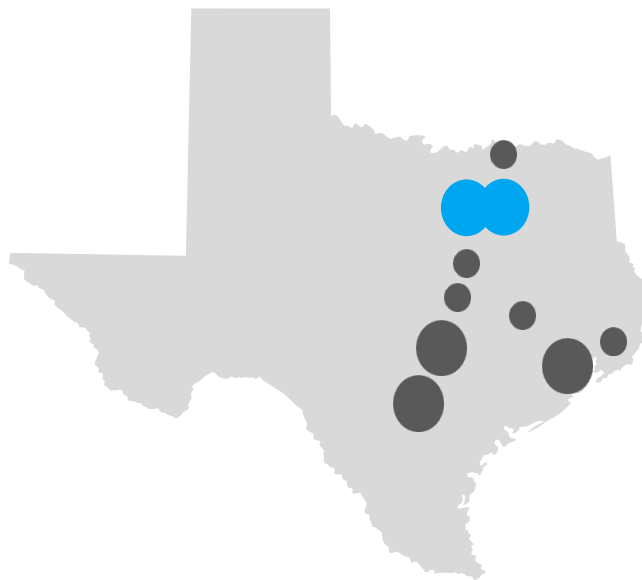
A location quotient is a measure of how more or less concentrated a sector is in a region compared to the national average (1.0).

DFW, Houston, Austin, and San Antonio Form the \$1.4 Trillion “Texas Triangle”

DFW's output
would rank 25TH
as a nation.

2019 Gross Output of “Texas Triangle” Metro Areas (% of Texas)

DFW	\$ 524 billion (28.4%)
Houston	\$ 512 billion (27.8%)
Austin	\$ 159 billion (8.6%)
San Antonio	\$ 129 billion (7.0%)
<u>5 Others*</u>	<u>\$ 81 billion (4.4%)</u>
Total Above	\$ 1405 billion (76.2%)
 All Texas	 \$ 1844 billion (100.0%)



The Texas Triangle
would rank 13th and
the State of Texas
would rank 9th.

*Others: Sherman-Denison, Bryan-College Station, Waco, Killeen-Temple, Beaumont-Port Arthur