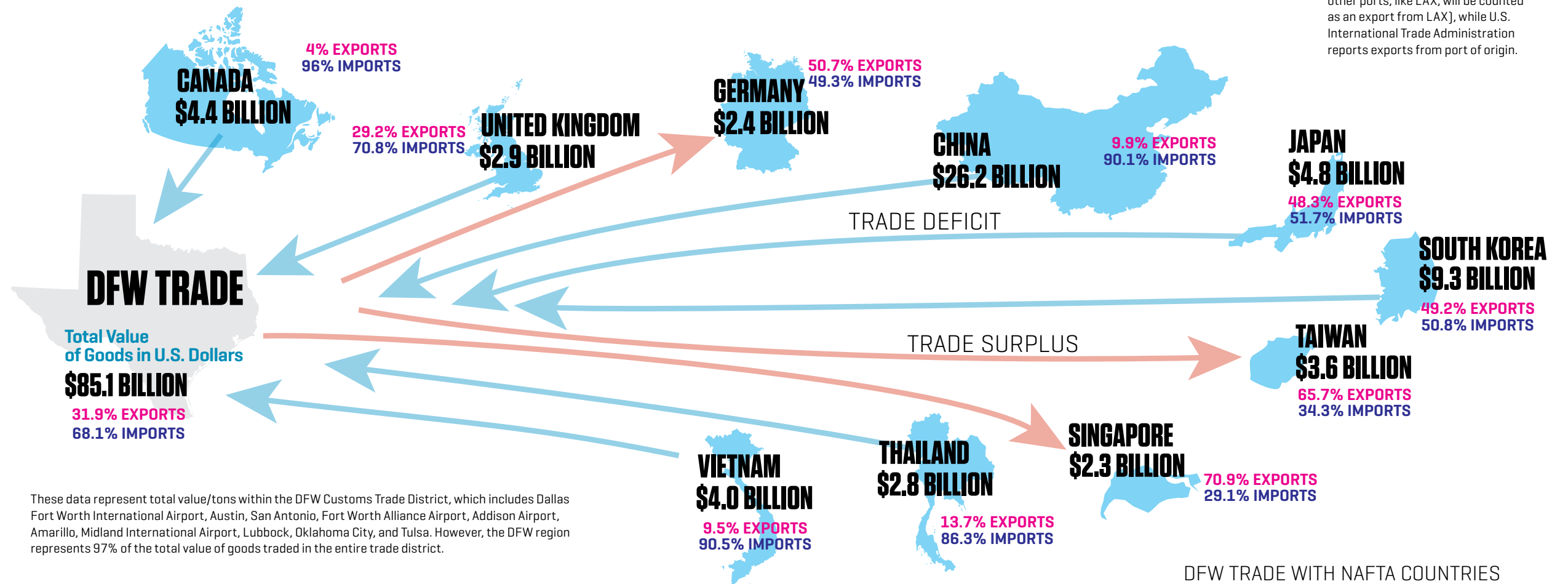


GLOBAL TRADE

In 2017, the Dallas-Fort Worth metropolitan area ranked as the fifth-largest export market in the U.S., with a real export value of \$58.4 billion according to Brookings Institution's Export Scan. This represents an increase of \$32.4 billion, or a whopping 125% increase since 2003. This amounts to 11.9% of export-related GDP. The region also ranks fourth in the number of export-supported jobs at 336,700. The top Dallas-Fort Worth area export markets included NAFTA partners Mexico and Canada as well as Germany, China, Japan, Korea, United Kingdom, Hong Kong, Singapore, Taiwan, Thailand and Vietnam.

DFW TRADE AROUND THE WORLD

2018 TOP TRADING PARTNERS—DFW TRADE DISTRICT

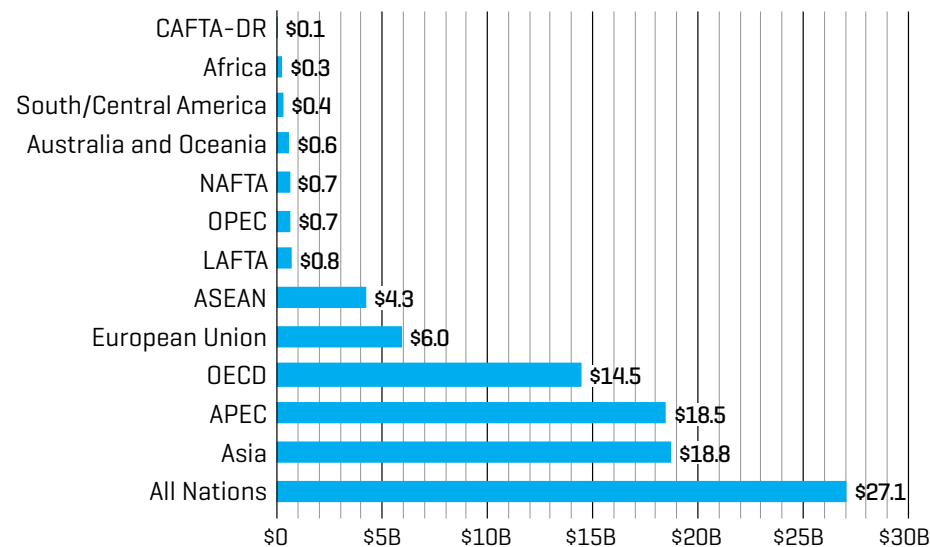


Note on differing export measurements: USA Trade Online reports exports from final port of exit [e.g. goods bound for export from DFW that pass through other ports, like LAX, will be counted as an export from LAX], while U.S. International Trade Administration reports exports from port of origin.

These data represent total value/tons within the DFW Customs Trade District, which includes Dallas Fort Worth International Airport, Austin, San Antonio, Fort Worth Alliance Airport, Addison Airport, Amarillo, Midland International Airport, Lubbock, Oklahoma City, and Tulsa. However, the DFW region represents 97% of the total value of goods traded in the entire trade district.

EXPORTS FROM DFW TO SELECT ECONOMIC REGIONS

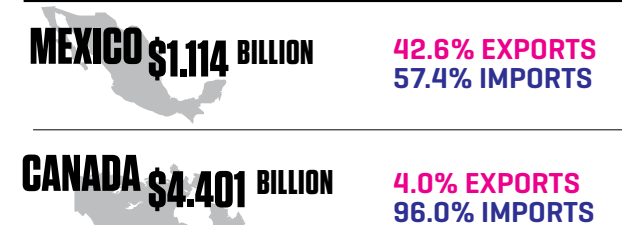
October 2017-October 2018



TRADE SECTORS

Trade Sector	Trade Value (in Billions)	% of DFW Export
AIRCRAFT PRODUCTS & PARTS	\$8.6	14.8%
MOTOR VEHICLES	\$3.4	5.8%
OIL & GAS EXTRACTION	\$2.7	4.7%
PETROLEUM & COAL PRODUCTS	\$2.6	4.4%
MANAGEMENT & CONSULTING	\$2.2	3.8%

DFW TRADE WITH NAFTA COUNTRIES



DFW TRADE WITH BRIC COUNTRIES

